

# nifty



## **HR10**

**SELF PROPELLED  
ACCESS PLATFORM**



**10m (32ft 10in)**  
Working height


**4.50m (14ft 9in)**  
Working Outreach

**Weight Only 2,130kg**  
Low cost transportation

**Bi-Energy Available**  
Optimising utilisation

**Fully Proportional  
Hydraulic Controls**  
Simple, reliable &  
easy to maintain

**1.50m Chassis**  
Improving narrow aisle access



**niftylift.com**

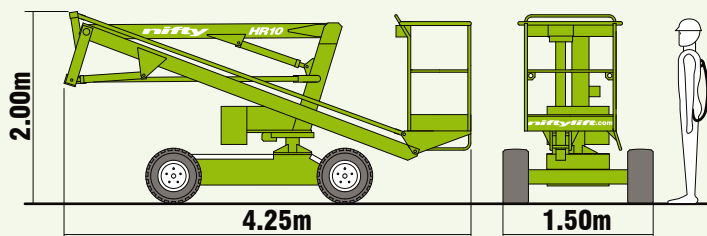
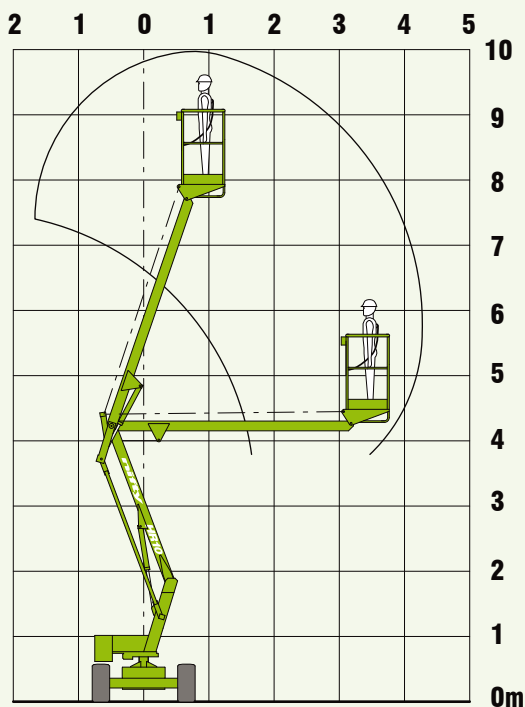
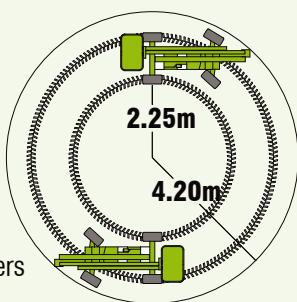


# nifty Height rider 10

The Nifty **Height Rider 10** provides excellent reach capabilities from a compact and very low weight base. Its narrow chassis allows better access to restricted areas and a tight turning circle means superb manoeuvrability. Transportation is easy due to its low overall weight and a choice of power options makes this an ideal entry machine to the self-propelled market.

## SAFETY FEATURES

- Automatic Fail-safe Brakes
- Tilt Alarm
- Foam Filled or Solid Tyres
- Dual Controls (Platform & Base)
- Manual Recovery with Hand Pump
- Dual Harness Points
- Lock Valves on all Hydraulic Cylinders
- CE Mark



Due to a policy of continuing development and improvement, Niftylift reserves the right to change any specification without notice. Please confirm exact specification before ordering.

The **Height Rider 10's** 1.50m chassis width make it ideal for working in restricted areas such as factories or warehouses.



With fully proportional hydraulic controls, the **Height Rider 10** is easy to operate and simple to maintain, making it ideal for a wide range of applications.

## SPECIFICATIONS

<b>Working Height</b>	10m	32ft 10in
<b>Platform Height</b>	8m	26ft 3in
<b>Working Outreach</b>	4.50m	14ft 9in
<b>Slew</b>	360°	
<b>Width</b>	1.50m	4ft 11in
<b>Height</b>	2.00m	6ft 7in
<b>Length</b>	4.25m	13ft 11in
<b>Minimum Weight</b>	2,130kg*	4,700lbs*
<b>Turning Radius - Inside</b>	2.25m	7ft 5in
<b>- Outside</b>	4.20m	13ft 9in
<b>Platform Capacity</b>	200kg	440lbs
<b>Platform Size</b>	1.10m x 0.65m	3ft 7in x 2ft 2in
<b>Drive Speed</b>	2.1mph	3.4kph
<b>Gradeability</b>	25%	
<b>Control System</b>	Fully proportional hydraulic	
<b>Power System</b>	Battery Only Petrol, Diesel or LPG Only Bi-Energy (Engine & Battery)	

\* Weights may vary according to specification / power options, please confirm before ordering.

## Supplied by:

Manufacturers of trailer mounted, self propelled and vehicle mounted platforms.

**NIFTYLIFT LTD**  
Fingle Drive  
Stonebridge  
Milton Keynes  
MK13 0ER  
England

www.niftylift.com

e.mail: info@niftylift.com

Tel.: +44 (0)1908 223456

Fax.: +44 (0)1908 312733

