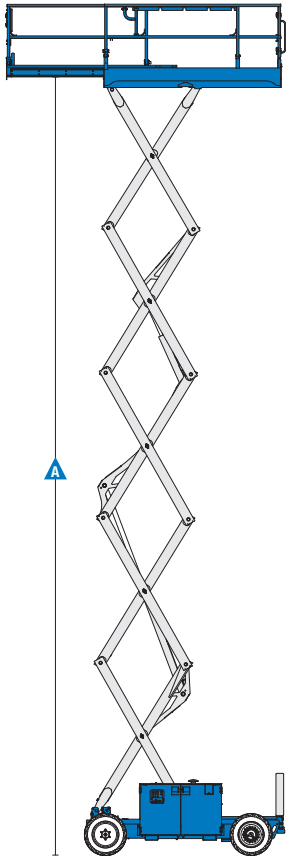
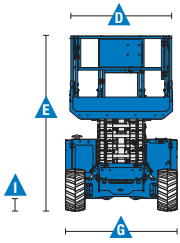
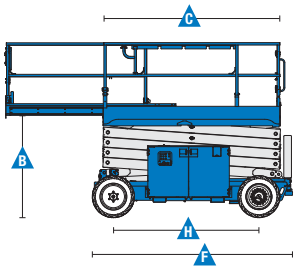


Self-Propelled Scissor Lifts

GS™ -2669 RT, GS-3369 RT, GS-4069 RT

Specifications



Models	GS-2669 RT		GS-3369 RT		GS-4069 RT	
Measurements	US	Metric	US	Metric	US	Metric
Working height maximum*	32 ft	9.75 m	39 ft	11.9 m	46 ft	14.02 m
A Platform height maximum	26 ft	7.9 m	32 ft 8 in	9.96 m	40 ft	12.2 m
Drive height	26 ft	7.9 m	32 ft 8 in	9.96 m	40 ft	12.2 m
B Platform height - stowed	4 ft 10 in	1.47 m	4 ft 10 in	1.47 m	5 ft 5 in	1.65 m
C Platform length - outside	9 ft 2in	2.79 m	9 ft 2in	2.79 m	9 ft 2in	2.79 m
extended	14 ft 2 in	3.96 m	14 ft 2 in	3.96 m	14 ft 2 in	3.96 m
Slide-out platform extension deck	5 ft	1.52 m	5 ft	1.52 m	5 ft	1.52 m
D Platform width - outside	5 ft 3 in	1.6 m	5 ft 3 in	1.6 m	5 ft 3 in	1.6 m
Toeboard height	6 in	0.15 m	6 in	0.15 m	6 in	0.15 m
E Height - stowed**	8 ft 6 in	2.59 m	8 ft 6 in	2.45 m	9 ft	2.74 m
rails lowered	6 ft 3.5 in	1.92 m	6 ft 3.5 in	1.92 m	6 ft 10 in	2.08 m
F Length - stowed	10 ft 3 in	3.12 m	10 ft 3 in	3.12 m	10 ft 3 in	3.12 m
platform extended	14 ft 9 in	4.5 m	14 ft 9 in	4.5 m	14 ft 9 in	4.5 m
with outriggers	12 ft 4 in	3.76 m	12 ft 4 in	3.76 m	12 ft 4 in	3.76 m
G Width	5 ft 9 in	1.75 m	5 ft 9 in	1.75 m	5 ft 9 in	1.75 m
H Wheelbase	7 ft 6 in	2.29 m	7 ft 6 in	2.29 m	7 ft 6 in	2.29 m
I Ground clearance - center	9.5 in	0.24 m	9.5 in	0.24 m	9.5 in	0.24 m

Productivity

Maximum platform occupancy***	4		4		3	
Lift capacity	1,500 lbs	680 kg	1,000 lbs	454 kg	800 lbs	363 kg
Extension deck capacity	300 lbs	136 kg	300 lbs	136 kg	300 lbs	136 kg
Drive speed - stowed	3.5 mph	5.6 km/h	3.5 mph	5.6 km/h	3.5 mph	5.6 km/h
Drive speed - raised	0.3 mph	0.5 km/h	0.3 mph	0.5 km/h	0.3 mph	0.5 km/h
Gradeability - stowed****	40%		35%		35%	
Maximum outrigger leveling:						
front/back uphill	5.3° / 4.2°					
side to side	11.7°					
Turning radius - inside	83 in	2.11 m	83 in	2.11 m	83 in	2.11 m
Turning radius - outside	181.2 in	4.6 m	181.2 in	4.6 m	181.2 in	4.6 m
Raise/lower speed	36/33 sec		42/28 sec		69/46 sec	
Controls	proportional					
Drive	four wheel					
Tires - rough terrain	12x26 in	30x66 cm	12x26 in	30x66 cm	12x26 in	30x66 cm

Power

Power source	Kubota DF-972 gas/LPG 29 hp Kubota D-1105 Diesel 24.8 hp Perkins 403D-11 Diesel 26 hp					
Fuel tank capacity	10 gal	37.9 L	10 gal	37.9 L	10 gal	37.9 L
Hydraulic system capacity	18 gal	68.1 L	18 gal	68.1 L	18 gal	68.1 L

Weight*****

	7,295 lbs	3,309 kg	7,895 lbs	3,490 kg	10,245 lbs	4,647 kg
with outriggers	8,160 lbs	4,066 kg	8,560 lbs	3,882 kg	11,110 lbs	5,039 kg

Standards Compliance

ANSI A92.6, CSA B354.2, CE Compliance, AS 1418.10

* The metric equivalent of working height adds 2 m to platform height. U.S. adds 6 ft to platform height.

** Based on RT tires; deduct 2 in (5.8 cm) for turf and non-marking tires.

*** CE/AUS markets: GS™-3369 and GS™-4069 are limited to 2 person platform occupancy when used outdoors.

**** Gradeability applies to driving on slopes. Gradeability may vary depending on the weight of options installed on machine. See operator's manual for details regarding slope ratings.

***** Weight varies depending on options and country standards.

Self-Propelled Scissor Lifts

GS™ -2669 RT, GS-3369 RT, GS-4069 RT

Features

Standard Features

Measurements

GS-2669 RT

- 32 ft (9.75 m) working height
- Up to 1,500 lbs (680 kg) lift capacity

GS-3369 RT

- 39 ft (11.90 m) working height
- Up to 1,000 lbs (454 kg) lift capacity

GS-4069 RT

- 46 ft (14.02 m) working height
- Up to 800 lbs (363 kg) lift capacity

Productivity

- 110 x 63 in (2.79 x 1.6m) steel frame platform with replaceable aluminum deck
- 60 in (1.52 m) extension deck (ANSI)
- Folding guardrails
- Proportional lift and drive
- AC power to platform
- Full height swing gate
- 4WD
- Front oscillating axle
- Positive traction control
- Four-wheel braking
- Swing-out engine tray
- Foam-filled rough terrain tires (eco fill)
- Tilt level sensor with audible alarm
- Descent alarm
- Horn
- Hour meter

Options & Accessories

Productivity

- Automatic leveling hydraulic outriggers
- Air line to platform
- Non-marking rough terrain tires 12 x 26 in (30 x 66 cm)
- Dual flashing beacons
- Motion alarm

Power Options

- Kubota gas/LPG 29 hp (21.7 kW)
- Kubota diesel 24.8 hp (18.5 kW)
- Perkins diesel 25 hp (19.5 kW)
- 3000 AC Watt generator (110 V/60 Hz) or (240 V/50 Hz)
- Diesel Scrubber (Perkins)
- Cold weather package
- Hydraulic oil cooler
- LPG steel tank only, 33.5 lb capacity



Genie United States

18340 NE 76th Street
P.O. Box 97030
Redmond, Washington 98073-9730
Telephone +1 (425) 881-1800
Toll Free in USA/Canada +1 (800)-536-1800
Fax +1 (425) 883-3475

Genie Europe

The Maltings
Wharf Road
Grantham NG31 6BH
UK
Telephone +44 (0)1476 584333
Fax +44 (0)1476 584334
Email: AWP-InfoEurope@terex.com

Distributed By:

Effective Date: February, 2012. Product specifications and prices are subject to change without notice or obligation. The photographs and/or drawings in this document are for illustrative purposes only. Refer to the appropriate Operator's Manual for instructions on the proper use of this equipment. Failure to follow the appropriate Operator's Manual when using our equipment or to otherwise act irresponsibly may result in serious injury or death. The only warranty applicable to our equipment is the standard written warranty applicable to the particular product and sale and we make no other warranty, express or implied. Products and services listed may be trademarks, service marks or trade names of Terex Corporation and/or their subsidiaries in the USA and many other countries. Genie is a registered trademark of Terex South Dakota, Inc. © 2012 Terex Corporation.